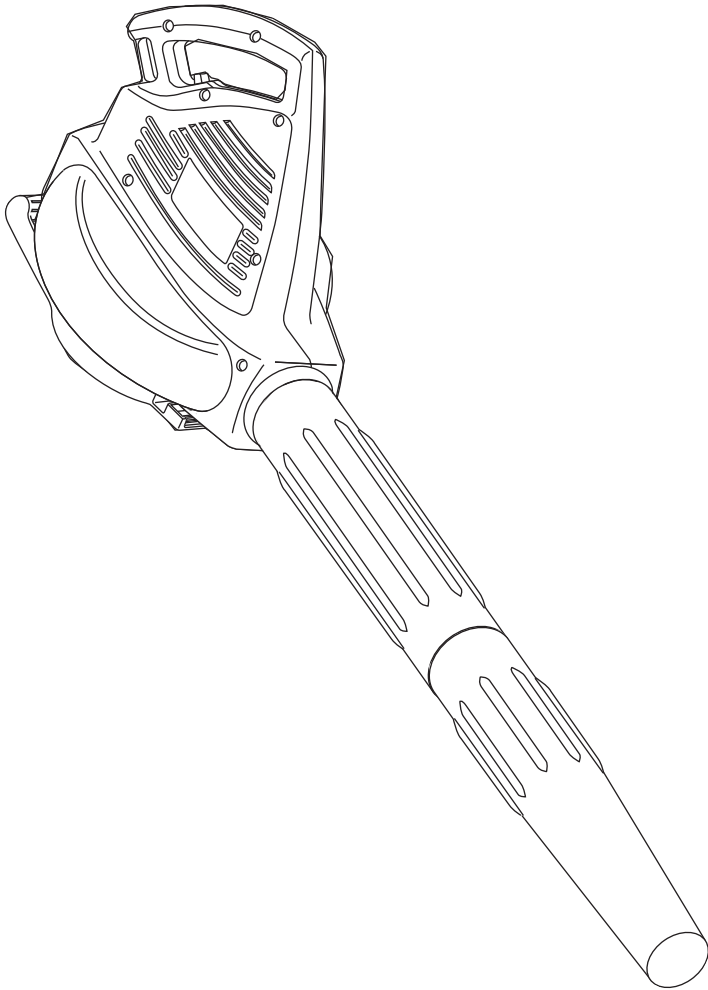




Operator's Manual



Electric Blower-Vacuum **TB190BV** (for Household Use Only)

SAVE THESE INSTRUCTIONS

For service call **1-800-828-5500**, or **1-800-668-1238** in Canada to obtain a list of authorized service dealers near you. For more details about your unit, visit our website at www.troybilt.com.

If you have difficulty assembling this product or have any questions regarding the controls, operation or maintenance of this unit, please call the Customer Support Department.

DO NOT RETURN THE UNIT TO THE RETAILER. PROOF OF PURCHASE WILL BE REQUIRED FOR WARRANTY SERVICE.

THIS PRODUCT IS COVERED BY ONE OR MORE U.S. PATENTS. OTHER PATENTS PENDING.

Service on this unit both within and after the warranty period should be performed only by an authorized and approved service dealer.

Before beginning, locate the unit's model plate. It lists the model and serial numbers of your unit. Refer to the sample plate below and copy the information for future reference.

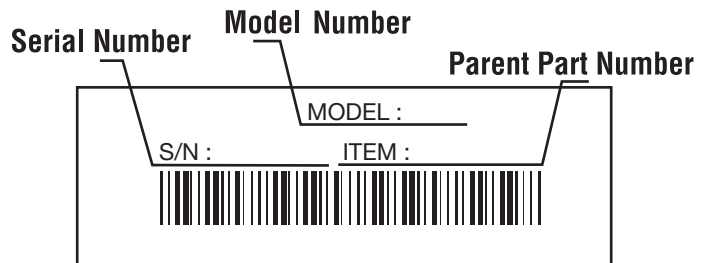


TABLE OF CONTENTS

Service Information	1
Rules for Safe Operation	2
Know Your Unit	4
Assembly Instructions	5
Operating Instructions	6
Maintenance and Repair Instructions	8
Cleaning and Storage	8
Specifications	8
Accessories/Replacement Parts	8
Warranty Information	10

Copy the model and parent part number here:

Copy the serial number here:

All information, illustrations, and specifications in this manual are based on the latest product information available at the time of printing. We reserve the right to make changes at any time without notice.

Copyright© 2007 MTD SOUTHWEST INC, All Rights Reserved.

KNOW YOUR UNIT

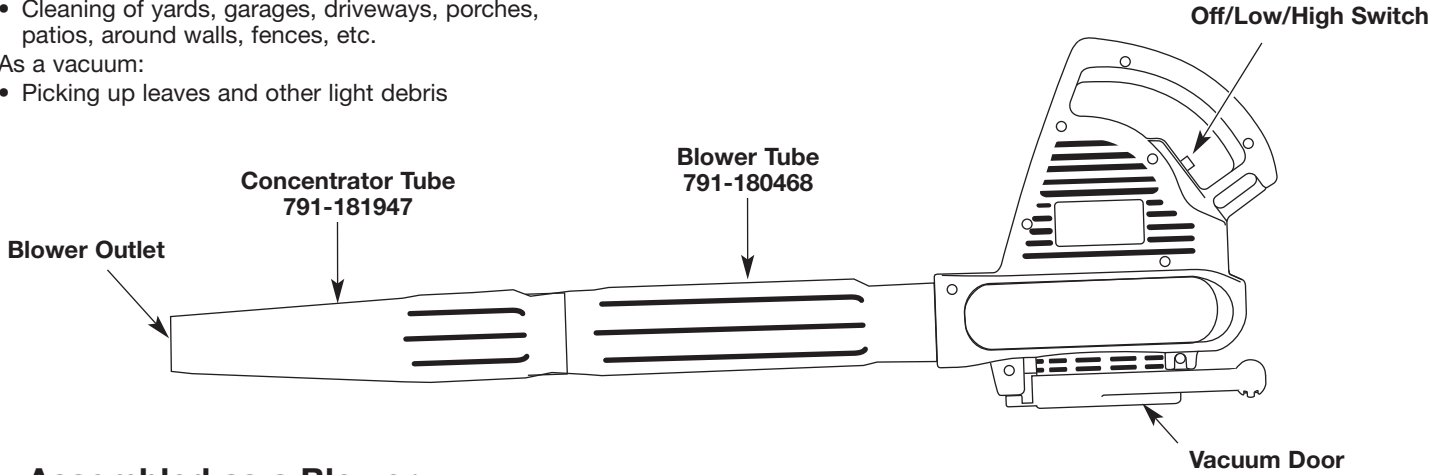
APPLICATIONS

As a blower:

- Cleaning of yards, garages, driveways, porches, patios, around walls, fences, etc.

As a vacuum:

- Picking up leaves and other light debris



Assembled as a Blower

Assembled as a Vacuum

