



# Service Advisory

MTD-040A

## (Walk Behind Mower - Self Propelled)

**Models Affected:** Single and Variable Speed Self Propelled Walk Behind Mowers  
**Serial Number Range Affected:** 2006 Model Year Production  
**Date:** 7/12/2006  
**Subject:** Operator's Manual Misprint & 753-0833 and 753-05096A Speed Control Kits

**Required Action:** This advisory is to be considered **INFORMATIONAL** Only

**DISCUSSION:**

The purpose of this advisory is to clarify a misprint in some 2006 model year Operator's Manuals for the variable speed self propelled walk behind mowers having the control box style wheel drive control as shown in Figure 1.


The Operator's Manual for some 2006 Model year 500 series variable speed self propelled mowers call for the 753-0833 for the speed control assembly. This is in error and should be 753-05096A.

There are two service kits, **753-0833** and **753-05096A**, applicable to single and variable speed self-propelled walk behind mowers. Service Kit 753-0833 differs from 753-05096A in contents, parts configuration and application. Refer to Figures 2A and 2B.




**FIGURE 1**

The **753-0833** kit is applicable to 2005 and earlier single speed and variable speed units having the control box style speed control. The only exception is for the 2005 model year 800 Series variable speed units which should use Service Kit **753-05096A**. The **753-05096A** kit is applicable to 2006 model year and later single speed and variable speed units having the control box style speed control. Use of the **753-05096A** service kit on 2005 and earlier models is not recommended, except for 800 Series variable speed units, due to possible cable length and/or drive operational issues.



**FIGURE 2A**



**FIGURE 2B**

SERVICE MANAGER	PARTS MANAGER	SALES MANAGER	SERVICE TECH.	SERVICE TECH.

**Control Lever Comparison:**


The **753-05096A** kit uses the 731-05388 control lever. This lever has an increased mechanical advantage as a result of moving the lever's pivot point from the "A" to "B" pivot boss. Therefore, the 731-05388 lever required the modification of the control housing. See Figure 2A and 2B for housing configuration differences. See Figure 3 for a comparison of the production levers.

**The 731-0620A lever can only be used with the 753-0833 Service Kit single pivot boss housings.**

**The 731-05388 lever can only be used with the 753-05096A Service Kit dual pivot boss housings.**

**NOTE!**

In the instruction sheets accompanying both service kits the "Service Kit Contents" list includes part numbers for the plastic housing halves. These parts are not available individually but only available within their respective kits. The levers are available separately.



**FIGURE 3**