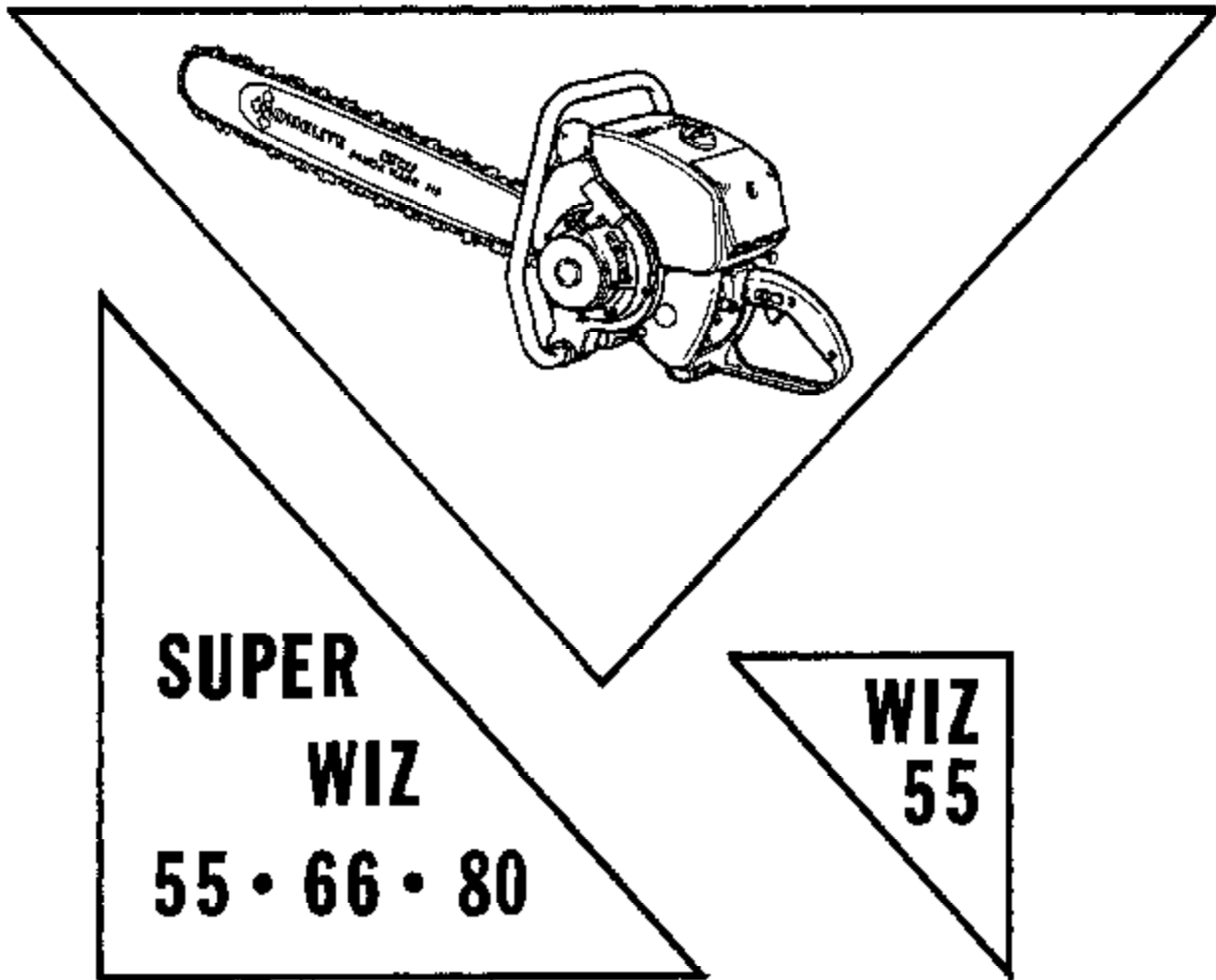


# PARTS LIST

# HOMELITE®

## CHAIN SAWS



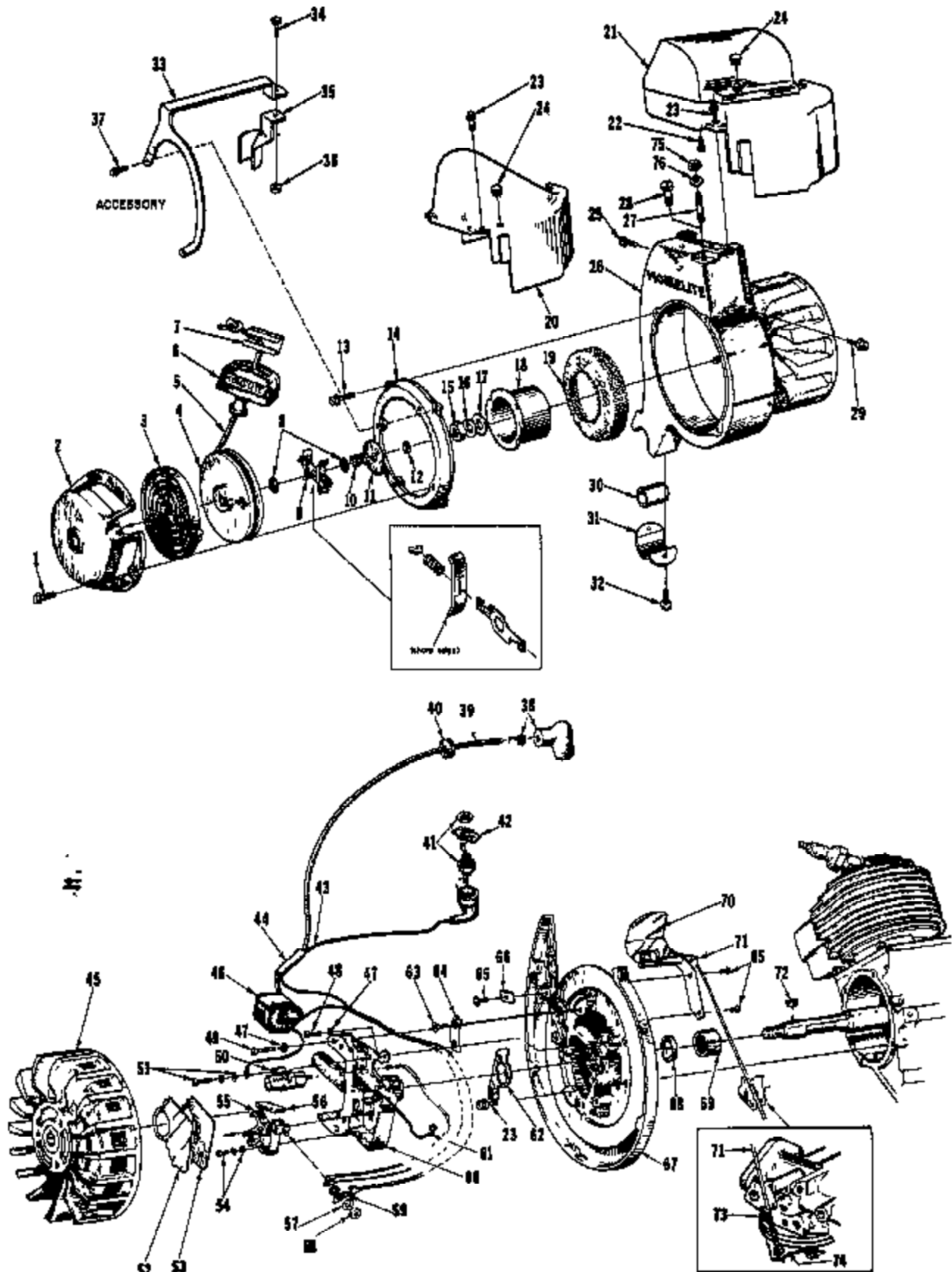
**HOMELITE TEXTRON**

Homelite Division of Textron Inc

Price .35

PART NO. 24438 - A

# WIZ 55 • SUPER WIZ 55 • 66 • 80 CHAIN SAWS



# WIZ 55 • SUPER WIZ 55 • 66 • 80 CHAIN SAWS

No.	Description	Part No.	Wiz, Super Wiz			No.	Description	Part No.	Wiz, Super Wiz		
			55	66	80 Qty.				55	66	80 Qty.
1	SCREW-hex, 1/4-20 x 1/2	80881-3	x	x	x 4	38	TERMINAL-spark plug	A-58273-A	x	x	x 1
2	COVER-starter	A-58450-2A	x	x	x 1	39	LEAD-high tension	58235-A	x	x	x 1
3	SPRING-rewind	86451-1	x	x	x 1	40	GROMMET	80828	x	x	x 1
4	PULLEY-starter	88652	x	x	x 1	41	SWITCH-toggles	A-57718	x	x	x 1
5	ROPE-starting	55899	x	x	x 1	Includes:					
6	GRIP-starting	55837	x	x	x 1	42	PLATE-"On-Off"	55899	x	x	x 1
7	INSERT-grip	58517	x	x	x 1	43	LEAD-ground	A-57738	x	x	x 1
8	WASHER-brake	58970	x	x	x 2	44	SLEEVE-insulating	58990	x	x	x 1
9	SHOE-friction	A-57847	x	x	x 1	45	ROTOR	57579-A	x	x	x 1
10	SPRING-brake	86455	x	x	x 1	46	COIL	58886-A	x	x	x 1
11	WASHER-retaining	78438	x	x	x 1	47	WASHER-lock, #10	83045	x	x	x 3
12	RING-retaining	67908	x	x	x 1	48	SCREW-fl., 10-24 x 1/2	80596	x	x	x 1
13	SCREW-hex, 12-24 x 9/16	80889	x	x	x 2	49	SCREW-fl., 10-24 x 7/8	80880	x	x	x 2
14	RING-starter mtg.	58531-8	x	x	x 1	50	CONDENSER-w/terminal	58987	x	x	x 1
15	NUT-jam, 7/16-20	31110	x	x	x 1	51	SCREW GROUP-condenser	57750	x	x	x 1
16	WASHER-lock, 7/16	83019	x	x	x 1	52	COVER-breaker box	58979	x	x	x 1
17	WASHER-flat, 7/16	84058	x	x	x 1	53	GASKET-cover	58974-2	x	x	x 1
18	CUP-starter	58441-1	x	x	x 1	54	SCREW GROUP-pump	57745	x	x	x 1
19	SCREW-air	56442	x	x	x 1	55	POINTS-breaker (set)	A-58155	x	x	x 1
20	SHIELD-cylinder	A-59588-1	x	x	x 1	56	Includes: WICK-felt	55984	x	x	x 1
21	SHIELD-cylinder	A-59103-1			x 1	57	WASHER-terminal	58883	x	x	x 1
Includes:						58	NUT-terminal	65882	x	x	x 1
22	SCREW-rod, hd., 6 x 1/2	80513			x 6	59	TAB-ground lead	57733	x	x	x 1
23	SCREW-hex, 10-32 x 9/16	80825	x	x	x 8	60	BOX-breaker w/core	57744	x	x	x 1
24	PLUG-button	32814	x	x	x 1	61	CLIP-cover	58980	x	x	x 1
25	SCREW-hex, 12-24 x 3/8	80837	x	x	x 2	62	SEAL-felt	58292-A	x	x	x 1
26	HOUSING-fan	A-87542-5	x	x	x 1	63	SCREW-flat, 8-32 x 3/16	80598	x	x	x 2
27	STUD-fuel tank	73730			x 1	64	CLAMP-inner	58962	x	x	x 1
28	SCREW-fl., 1/4-20 x 1/4	80325-2	x		x 1	65	SCREW-pan., 8-22 x 1/4	80575	x	x	x 9
29	SCREW-hex, 10-24 x 3/8	80889-1	x	x	x 1	66	CLAMP-outer	58161	x	x	x 1
30	CUSHION-handle	58291	x	x	x 1	67	PLATE-back	A-58179	x	x	x 1
31	CLAMP-handle, fan housing	58282-A	x	x	x 1	68	Includes: SEAL	58134	x	x	x 1
32	SCREW-hex, 12-24 x 1/2	80821	x	x	x 2	69	BEARING-needle	57533	x	x	x 1
33	KIT-fuel tank bracket	A-84901			x 1	70	GOVERNOR	A-58232-3			x 1
	KIT-fuel tank bracket	A-84846	x		x 1	71	ROD-governor	A-83049			x 1
STRAP-reinforcing included in kit						72	KEY-rotor	75078	x	x	x 1
Includes:						73	SPRING-governor	83047	x	x	x 1
34	SCREW-hex, 1/4-20 x 13/16	80573	x	x	x 1	74	BRACKET-governor spring	63045	x	x	x 1
35	BRACKET-strap	83148-1			x 1	75	NUT-1/4-28	81114			x 1
	BRACKET-strap	83181-1	x		x 1	76	WASHER-square	59342			x 1
36	NUT-lock, 1/4-20	81108	x	x	x 1						
37	SCREW-hex, 12-24 x 11/16	80751	x	x	x 2						

**TOOLS**

A-22808	COMBINATION WRENCH
A-22590	REMOVER-rotor
A-23626-A	REMOVER-threaded spider
23136-2	BODY-jackscrew
23235	SLEEVE-crankcase seal
22820-1	COLLAR-main bearing
A-23137	JACKSCREW
22812-1	PLATE-shaft aligning
23391-1	PLUG-back plate needle bearing
23235	PLUG-back plate, crankcase seal
23228	PLUG-sprocket shaft bearing
22828	FLIERS-piston snap ring
22728	FLIERS-snap ring
23528	WRENCH-socket screw (conn. rod) - 55 & 66
A-25309	PLUG-conn. rod needle bearing
23267	ANYIL-sprocket shaft
23710	SPANNER-starter cup
23234	PLUG-conn. rod, needle bearing
22128	WRENCH-socket screw (conn. rod) - 80

**OIL**

58291-C GEAR OIL- 1 pt.

**PAINT**

24101	SPRAY CAN-blue
24453	SPRAY CAN- "70" blue
23475	SPRAY CAN-red
22772	SPRAY CAN-black

**AVAILABLE:**

Complete STARTER ASSEMBLY #A-58540-6, includes index #2 thru #12, #18 and #19.

**DECAL**

#23742 (universal replacement) composed of "DIRECT DRIVE", "GEAR DRIVE", "STARTING INSTRUCTIONS", and two "HOMELITE" (letters 1/4" and 1/2" high).

# WIZ 55 • SUPER WIZ 55 • 66 • 80 CHAIN SAWS

No.	Description	Part No.	Via, Super Via			No.	Description	Part No.	Via, Super Via		
			55	66	80 Qty.				55	66	80 Qty.
1	COVER-air filter	A-57995-A	x	x	1	54	GASKET	73174	x	x	1
2	Includes: SCREW	57994	x	x	1	55	LINE-fuel	73107-A	x	x	1
	NUT (not shown)	81163	x	x	1	56	FITTING-fuel	A-73475	x	x	1
3	FILTER-air	68038	x	x	1	57	SCREW-Dst, 6-32 x 3/8	80451	x	x	4
4	GASKET-filter	57993	x	x	1	58	FITTING-fuel elbow	74677	x	x	1
5	GASKET-stud	57991	x	x	1	59	LINE-fuel w/spring	A-56379	x	x	1
6	STUD-mounting	57990	x	x	1	60	SCREW-hex, 1/4-20 x 33/16	80578	x	x	6
7	LINE-fuel	68030	x	x	1	61	BUMPER-applied	83103-1	x	x	1
8	FITTING-fuel	67952	x	x	1	62	HANDLE BAR-Flush out	A-57675-B	x	x	1
9	LINE-fuel	85905	x	x	1		HANDLE BAR-wrap-around	A-57671	Optional	1	
10	FILTER-fuel	A-58281	x	x	1	63	FITTING-elbow	51734	x	x	1
11	Includes: FILTER	59253-1	x	x	1	64	FITTING-straight	68283	x	x	1
12	CAP-fuel	A-64140-1	x	x	1	65	WASHER-lock, 5/16	83005	x	x	2
	Includes:					66	SCREW-hex, 5/16-18 x 1-1/2	80087	x	x	2
13	GASKET	68386	x	x	1	67	STRAP-fuel tank	88347	x	x	1
	VALVE-check (not shown)	63718	x	x	1	68	GASKET	55118	x	x	1
14	DECAL-caution	64144	x	x	1	69	SCREW-pan, 10-32 x 3/4	80883	x	x	3
15	TANK-fuel, See Note 4	A-66384-A	x	x	1		VALVE-read	A-55936-4	x	x	1
	Includes:										
16	GASKET-fuel tank	67749	x	x	1	70	SEAT-read valve	50932-7	x	x	1
17	COVER-fuel tank	67686-3A	x	x	1	71	SEED	65941-1	x	x	4
18	SCREW-Bl., 8-32 x 5/4	82166	x	x	1	72	CLAMP-read	55942	x	x	4
19	GRONOMET	64473	x	x	3	73	SCREW-pan, 4-40 x 3/16	80655	x	x	6
20	SCREW-pan, 8-62 x 5/8	92177	x	x	1	74	WASHER-lock, 1/4	83009	x	x	2
21	SCREW-Bl, 8-32 x 1-7/16	82187	x	x	2	75	NUT-1/4-20	81018-1	x	x	2
22	SCREW-Bl, 8-32 x 5/8	82149	x	x	3	76	SLIP-rod	83024	x	x	1
23	SCREW-shoulder	64133-A	x	x	1	77	SCREW-pan, 10-32 x 1, See Note 3	80634	x	x	3
24	CAP-oil	A-60712-A	x	x	1	78	ELBOW-air, See Note 3	55019-13	x	x	1
	Includes:					79	GASKET	55059	x	x	1
25	GASKET	68607	x	x	1	80	ROD-throttle	A-55954	x	x	1
	VALVE-check (not shown)	63718	x	x	1	81	Includes: SPRING	56045-A	x	x	1
26	LINE-oil	A-55191	x	x	1	82	TRIGGER-throttle	A-83207	x	x	1
27	VALVE-check	A-59456-A	x	x	1	83	HANDLE-throttle w/pin	A-63178	x	x	1
28	FILTER-oil	A-59449	x	x	1		Includes:				
29	LINE-oil filter	69000	x	x	1		PAD-felt (not shown)	65373	x	x	1
30	GASKET-seat	55130	x	x	1	84	SCREW-hex, 12-24 x 1/2	80821	x	x	2
31	SEAT-check valve	59450	x	x	1	85	COVER-handle	A-55288	x	x	1
32	GASKET	65107	x	x	1		Includes:				
33	CAP-check valve	A-65167	x	x	1		LOCK-throttle (not shown)	A-59288	x	x	1
34	SPRING-valve	59022	x	x	1	86	SPRING	72870	x	x	1
35	BALL-check	26527	x	x	1	87	SCREW-pan, 8-32 x 1/2	80860	x	x	4
36	SPRING	88298	x	x	1	88	SHIELD-carburetor, See Note 1	59104-3	x	x	1
37	PLUNGER-oil	A-57804-10	x	x	1	89	CARBURETOR-See Note 2	A-55102	x	x	1
38	Includes: "O" RING	74388	x	x	1		Includes: BRACKET-spring	65048	x	x	1
39	"O" RING	59074	x	x	1	91	GASKET	66658-3	x	x	1
40	BUTTON	51289-1	x	x	1	92	GASKET	66646	x	x	1
41	SCREW-hex, 12-24 x 3/8	80876	x	x	4	93	STUD	55945	x	x	2
42	ELBOW-air	57818-4	x	x	1	94	SPACER-read valve	56933-1	x	x	1
43	GASKET	72871-2	x	x	1	95	BRACE	56343-A	x	x	1
44	GASKET	59959	x	x	1	96	CURBION-handle	66148	x	x	1
45	SPRING-compression	62081	x	x	2	97	SCREW-hex, 1/4-20 x 5/8	80691	x	x	4
46	SCREW-pan, 10-32 x 1-3/16	80841	x	x	2	98	ROD-throttle, See Note 2	63677	x	x	1
47	SCREW-pan, 6-32 x 1/2	80830	x	x	2	99	FIN-spring, See Note 2	63579	x	x	1
48	CAP-air filter	88086-2	x	x	1	100	SPRING-throttle, See Note 2	63678	x	x	1
49	FILTER-air	57172-B	x	x	1	101	VALVE-read w/studs, See Note 3	A-56000-A	x	x	1
50	GASKET-Htam	57172	x	x	1						
51	TANK-fuel	A-56688-2	x	x	1	102	STUD-See Note 3	57464	x	x	2
52	NUT-1/4-20, See Note 4	81114	x	x	3		STRAP-reinforcing (not shown)	68058	x	x	1
53	NUT-1/4-20	81114	x	x	3		COVER-fuel tank (not shown) for older units	37838-3	x	x	1
54	WASHER-square, See Note 4	59948	x	x	1						

Note 1 - Service replacement SHIELD #59104-3 does not have hole for large PLUG (button) #68339, used in early WIZ "55" only; not required in later models.

Note 2 - Service replacement CARBURETOR #A-55102 (HL-117C) supplied with #68176 throttle friction spring installed, and #75758 throttle opening spring packaged with assembly.

On WIZ "55" models use carburetor as supplied, discard #75758 spring.

On WIZ "66" models equipped with index #81, #98, #99, and #100 use carburetor as supplied, discard #75758 spring.

On WIZ "80" models (originally equipped with HL-46B or HL-804A carburetors) remove and discard #68176 spring. Thread #75758 spring onto other end of throttle shaft (an anchor pin is provided); loosen turret screw, turn initial position 180°, tighten screw.

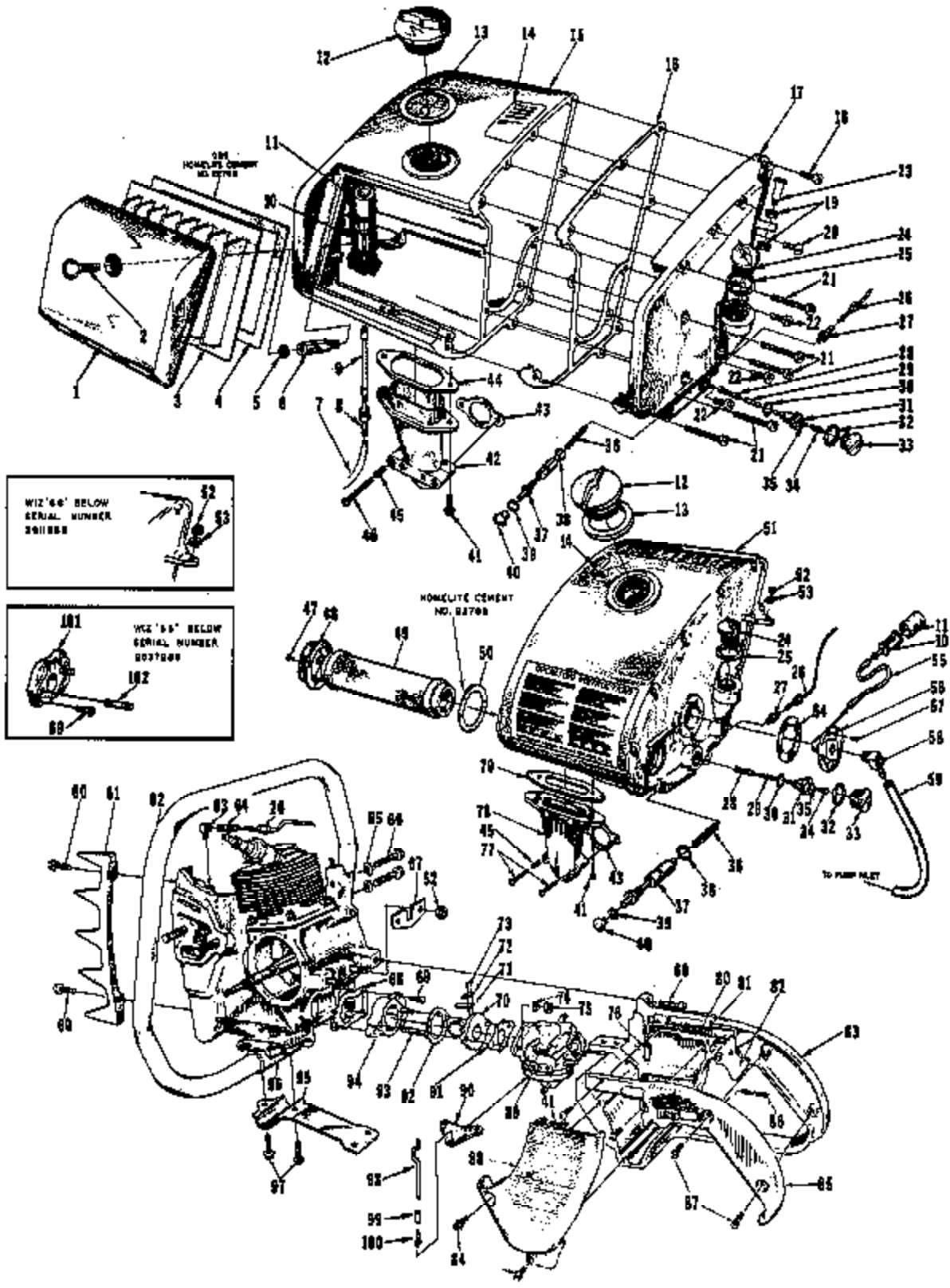
Use Repair Parts Kit #87887, Gasket Set #37919 for HL-117C and HL-204A models; refer to #28821-A Rev. 1 Carburetor Sheet.

Note 3 - For units below serial number 2837889 use #66019-11 Elbow, #80838 Screw, #A-56000-A Valve, including #27464 Stud.

Note 4 - Service replacement crankcase A-64902-A and fuel tank A-66384-A require two (2) grommets #64473 (supplied with A-66384-A tank and A-64902-A crankcase) and one (1) shoulder screw #64133-A. When using new tank A-66384-A and old crankcase A-63177-A (with 1/4" stud) use only one (1) grommet on top of mounting tab and fasten with a square washer and lock nut. If the new crankcase A-64902-A is used with the old tank you should drill out the hole in the crankcase mounting tab to a 3/8" diameter, insert grommets #64473 on both sides and fasten with shoulder screw #64133-A.

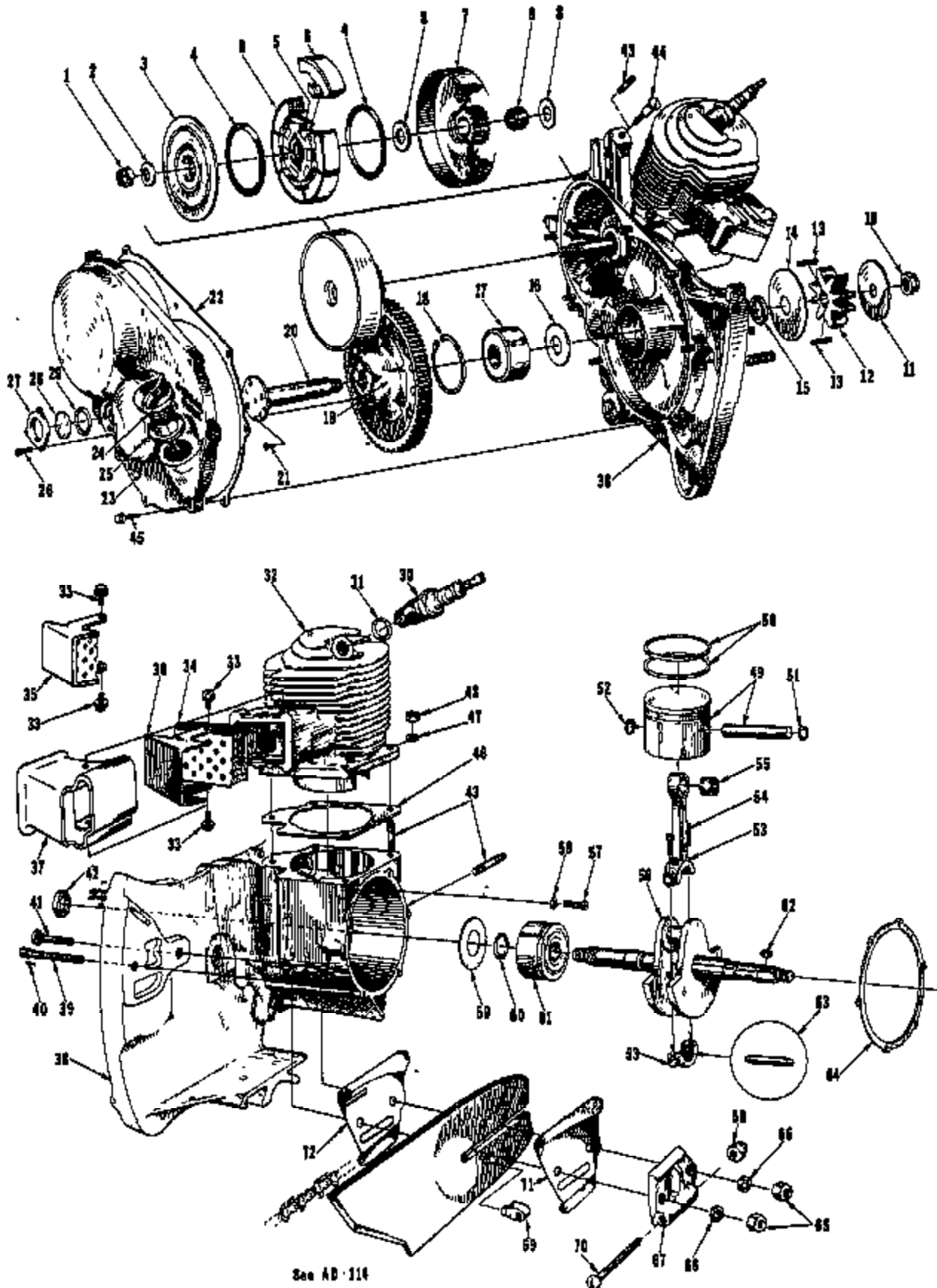
The above drilling and fastening methods can also be used on WIZ "55" with the new crankcase A-64808-A.

# WIZ 55 • SUPER WIZ 55 • 66 • 80 CHAIN SAWS



ALWAYS FURNISH MODEL AND SERIAL NUMBER WHEN ORDERING PARTS.

# WIZ 55 • SUPER WIZ 55 • 66 • 80 CHAIN SAWS



See AD-114

ALWAYS FURNISH MODEL AND SERIAL NUMBER WHEN ORDERING PARTS

# WIZ 55 • SUPER WIZ 55 • 66 • 80 CHAIN SAWS

No.	Description	Part No.	Wiz, Super Wiz			No.	Description	Part No.	Wiz, Super Wiz		
			55	66	80 Qty.				55	66	80 Qty.
1	NUT-3/8-24	81192	x	x	x	33	SCREW-hex, 10-24 x 3/8	80889-1	x	x	2
2	WASHER-clutch	55035	x	x	x	34	SCREW-pan, 10-24 x 1/2	80872		x	2
3	COVER-clutch heavy duty, See Note 1	55125-A 58023-A	x	x	1	35	MUFFLER	A-58099-A	†	x	1
4	SPRING-clutch	55125-C	x	x	3	36	MUFFLER	A-58019-A	x	x	1
5	SPIDER-clutch heavy duty, See Note 1	58546-1 58547-2	x	x	1	37	CAP-muffler, See Note 3	58398	†	x	1
6	SHOE-clutch heavy duty, See Note 1	A-55892-A A-58028	x	x	8	38	DAMPER-beat	56506-5		x	1
7	GEAR-drive w/drum 3.87:1 ratio, 21 teeth Includes:	A-84286	x	x	1	39	CRANKCASE-See Note 4	A-84308-A	x	x	1
8	WASHER-thrust 2.84:1 ratio, 25 teeth 2:1 ratio, 32 teeth heavy duty, See Note 1 3.87:1 ratio, 21 teeth Includes:	84282 A-58515 A-58158 A-84287	x	x	2	40	Includes: CROMMET-(not shown)	64472	x	x	2
9	BEARING-drive gear	56133	x	x	1	41	BOLT-guide bar	57625	x	x	1
10	NUT-lock, 1/8-20	81101	x	x	1	42	PIN-bolt	41759	x	x	1
11	WASHER-sprocket (outer)	56077	x	x	1	43	BOLT-guide bar	58020-A	x	x	1
12	SPROCKET-See Note 2 1/2" pitch, 8-tooth 9/16" pitch, 7-tooth 7/16" pitch, 8-tooth 7/16" pitch, 7-tooth	55593-2 94481-1 63284 63263	x	x	1	44	SEAL	58134	x	x	1
13	KEY-sprocket	56096-1A	x	x	2	45	STUD	58871	x	x	8
14	WASHER-sprocket (inner)	56074	x	x	1	46	SCREW-shoulder	64133-A	x	x	1
15	SPACER-sprocket	56071	x	x	1	47	SCREW-hex, 12-24 x 3/4	80887	x	x	9
16	SEAL-formica	56072	x	x	1	48	GASKET-cylinder	56864	x	x	1
17	BEARING-ball	56219-S	x	x	1	49	WASHER-lock, 1/4	58009	x	x	4
18	RING-retaining	25922	x	x	1	50	NUT-1/4-28	81085-2	x	x	4
19	GEAR-driven 3.87:1 ratio, 75 teeth 2.84:1 ratio, 71 teeth 2:1 ratio, 64 teeth	A-56824 A-56518 A-56154	x	x	1	51	PISTON & PIN	A-56278-A	x	x	1
20	SHAFT-sprocket	56070	x	x	1	52	Includes: PISTON RING	56538	x	x	2
21	SCREW-flat, 12-28 x 3/8	80681	x	x	4	53	RING-retaining	54744	x	x	1
22	GASKET-drivecase cover	60050-B	x	x	1	54	RING-retaining	56099	x	x	1
23	COVER-gear case Includes:	A-55228-C4	x	x	1	55	RING-retaining	55095	x	x	1
24	CAP-filler Includes:	A-63717-A	x	x	1	56	ROD-connecting	A-58483-1	x	x	1
25	GASKET VALVE-check (not shown)	56607 63718	x	x	1	57	Includes: SCREW-8-32 x 9/16	80888	x	x	2
26	SCREW-d-32 x 3/8	80848	x	x	2	58	BEARING-needle	59351	x	x	1
27	RING	56098	x	x	1	59	ROD-connecting	A-60303-A		x	1
28	WINDOW	56089	x	x	1	60	Includes: SCREW-10-32 x 8/16	58085		x	2
29	1/2" RING	55100	x	x	1	61	BEARING-needle	59351		x	1
30	SPARK PLUG	40190-S	x	x	1	62	CRANKSHAFT	58585		x	1
31	SPARK PLUG Includes: GASKET	63844-B 28028	x	x	1	63	CRANKSHAFT	58598	x		1
32	CYLINDER	A-89998		x	1	64	CRANKSHAFT	A-58892-B		x	1
	CYLINDER	A-83258	x		1	65	SCREW-bearing retaining	13238-A	x	x	2
	CYLINDER	A-83522-A		x	1	66	WASHER-lock, (thin)	83661	x	x	2
						67	GASKET-sealing	56048-A	x	x	1
						68	RING-retaining	56109	x	x	1
						69	BEARING-main	59097-B	x	x	1
						70	KEY-rotor	75078	x	x	1
						71	ROLLERS-needle (set of 2?)	A-65815	x	x	1
						72	ROLLERS-needle (set of 31)	A-64978		x	1
							GASKET-back plate	55049	x	x	1
							NUT-3/8-18	81089-B	x	x	2
							WASHER-lock, 3/8	83018	x	x	2
							PLATE-adjusting	A-55591	x	x	1
							Includes: PLATE	56851-2	x	x	1
							NUT-3/8-18	81123	x	x	1
							PIN-adjusting	53552-1	x	x	1
							SCREW-rd., 5/16-18 x 2	80817	x	x	1
							PLATE-guide bar (outer)	58957-A	x	x	1
							PLATE-guide bar (inner)	64958	x	x	1
							† Optional				

Note 1 - Measure width of clutch shoe to determine type of clutch assembly in unit; 5/8" shoe requires standard type mating parts, 3/4" shoe requires heavy duty replacement parts.

Note 2 - Check number of teeth before ordering replacement.

Note 3 - NOISE SUPPRESSOR ASSEMBLY 4A-56559 available from your HOME LITE Dealer, use in place of #56396 Cap.

Note 4 - See page 4, Note #4.

### ACCESSORIES

#### HANDLE HELPER

Includes: NUT

PLUG

KNOB

#### HEAT DAMPER KIT

Includes:

NUT-flex lock, 10-32

SCREW-pan hd., 10-32 x 3/4

SCREW-rd. hd., 10-32 x 2-1/2

SCREEN-spark arrester

Part No.

Qty.

A-97757 1

87760 1

87759 2

A-61758 1

A-58900 1

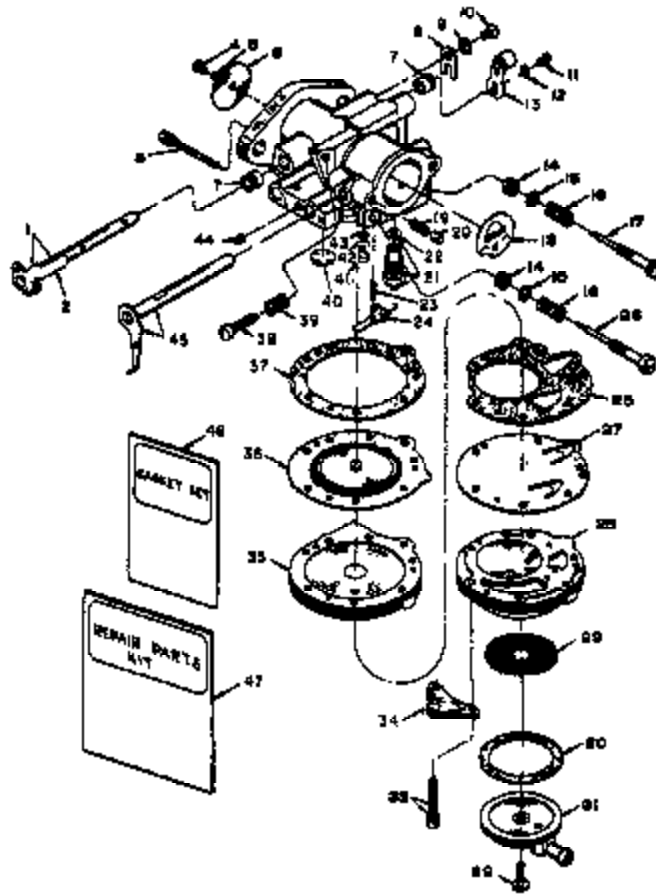
81107-2 1

80583 2

80293 1

65806 1

# WIZ 55 • SUPER WIZ 55 • 66 • 80 CHAIN SAWS



HL-117C (A-58102)

NOTE: Throttle opening spring #75758 is packaged with assembled carburetor. When installing the A-58102 carburetor as replacement on saws without governor, replace friction spring #58175 with throttle opening spring #75758. An anchor pin is provided for this spring.

No.	Description	Part No.	Qty.	No.	Description	Part No.	Qty.
1	THROTTLE SHAFT & LEVER	A-75524-A	1	26	GASKET-fuel pump	58529	1
2	Includes: LEVER-throttle stop	77247-1A	1	27	DIAPHRAGM-fuel pump	† 57729	1
3	PIN-fulcrum	† A-86782	1	28	BODY-fuel pump	56748	1
4	SCREW-rd., 6-32 x 1/4	† 80465	1	29	SCREEN-strainer	† 56752	1
5	WASHER-lock, #6	† 83024	1	30	GASKET-strainer	† 55751	1
6	SHUTTER-throttle	75532	1	31	COVER-strainer	56780	1
7	BUSHING	72812	2	32	SCREW-strainer cover	† 55786	1
8	CLIP-throttle shaft	73088	1	33	SCREW-rl, 6-32 x 13/16, w/lockwasher	56218	6
9	WASHER-lock, #6	83000-1	1	34	BRACKET-spring	83048	1
10	SCREW-flat, 8-32 x 5/16	73088	1	35	COVER-diaphragm	57823	1
11	SCREW-rd., 4-38 x 1/4	† 80008-1	1	36	DIAPHRAGM-main	† 57829	1
12	WASHER-lock, #4	† 83008-1	1	37	GASKET-diaphragm cover	57824	1
13	LEVER-throttle w/roller	A-75524-1	1	38	SCREW-idle stop	71509	1
14	PACKING-adjusting screw	75733	2	39	SPRING-idle stop screw	28084	1
15	WASHER-adjusting screw	75735	2	40	WELCH PLUG-3/8"	† 30818	1
16	SPRING-adjusting screw	† 73075	2	41	PLUG-channel	† 57820	1
17	SCREW-main adjustment	† 58021	1	42	RING-retaining	57819	1
18	SHUTTER-choke	57827	1	43	SCREEN	57818	1
19	SPRING	73284	1	44	SCREW-PLUG-6-32 (early models)	73087	2
20	PLUNGER	71494	1		LEAD SHOT (late models)	56746	
21	INLET NEEDLE & SEAT	† A-57728	1	45	CHOKE SHAFT & LEVER	A-78740	1
22	Includes: GASKET	55344	1	46	GASKET SET	† 57819	1
23	SPRING-inlet control lever	† 55758	1	47	REPAIR PARTS KIT	57887	1
24	LEVER-inlet control	† 56747	1		GASKET & DIAPHRAGM SET	63590	1
25	SCREW-idle adjustment	† 58627	1				

† Included in Repair Parts Kit

ED 10712 0 X