
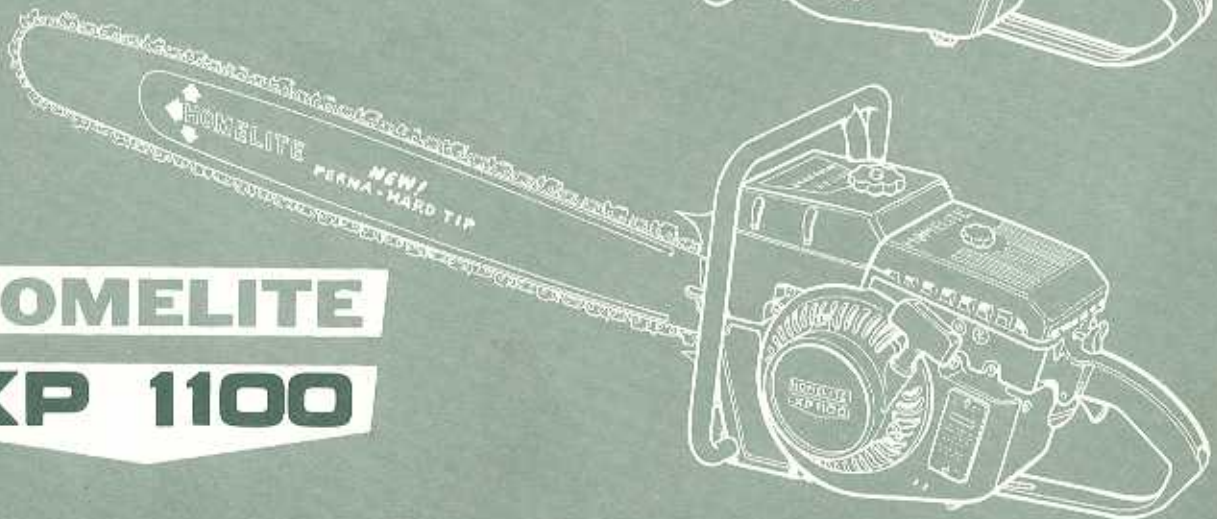


HOMELITE

CHAIN SAWS



HOMELITE
XP 1000



HOMELITE
XP 1100

PARTS LIST

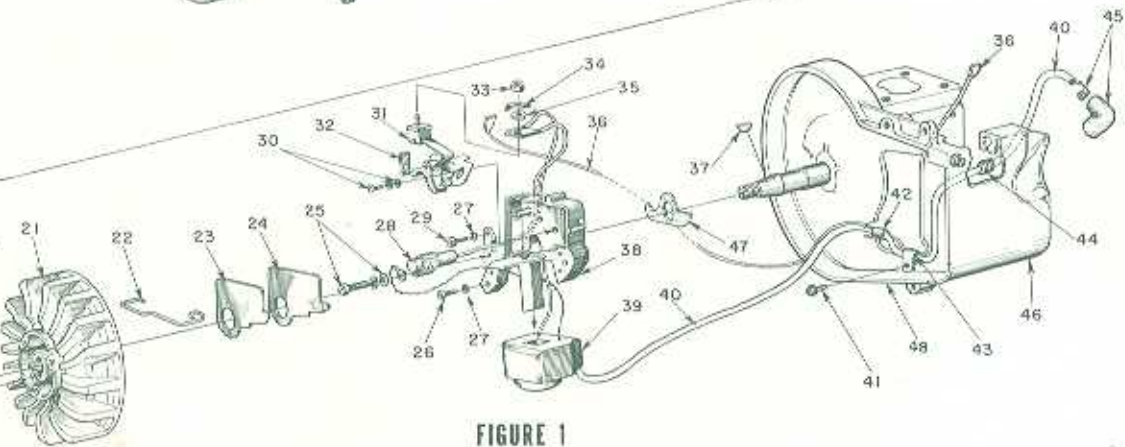
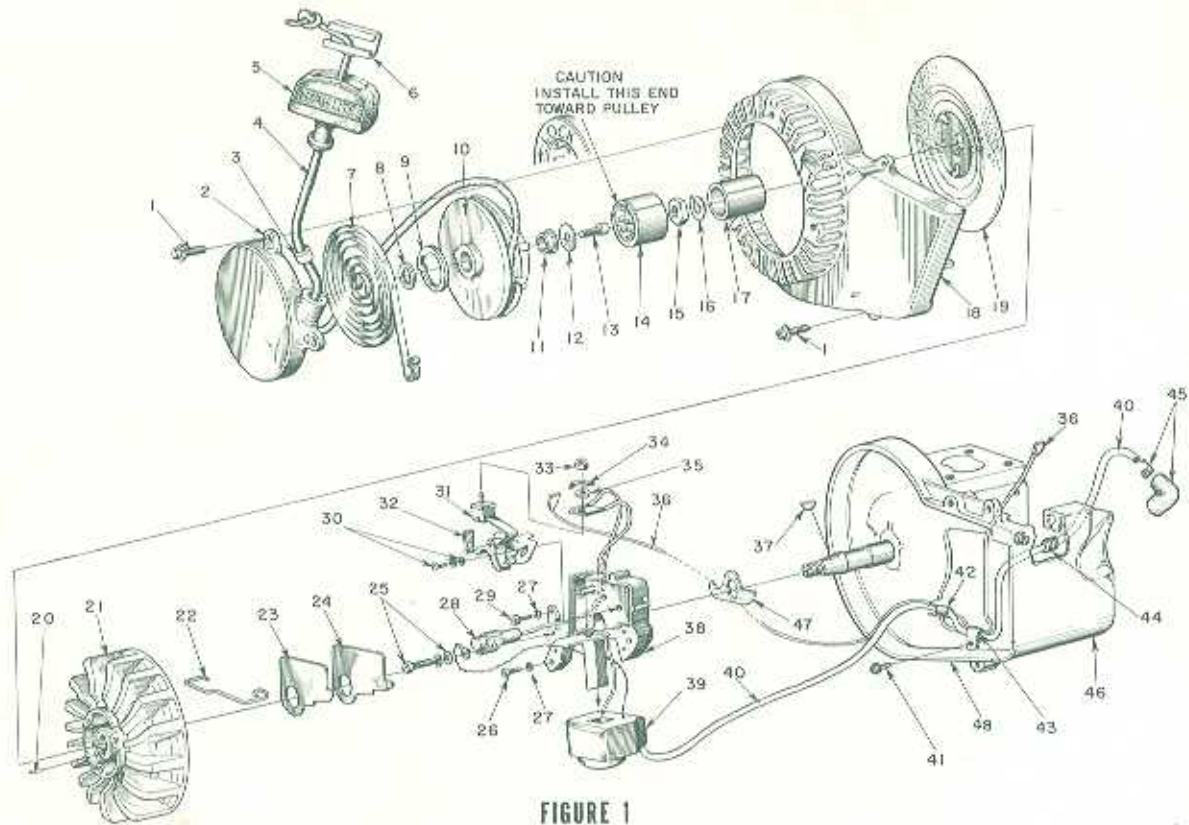


FIGURE 2

ALWAYS FURNISH MODEL AND SERIAL NUMBER WHEN ORDERING PARTS.

No.	Description	Part No.	Qty.
1	SCREW - hex hd., 12-24 x 3/4	80867	10
2	COVER - starter	A-59494-1	1
3	Includes: BUSHING - rope	59313	1
4	ROPE - starter	55898	1
5	GRIP - rope	55937	1
6	INSERT - rope retaining	58517	1
7	SPRING - rewind	58428-B	1
8	WASHER - thrust	58412	1
9	LOCK - spring rewind	58009	1
10	PULLEY - starter	A-59495	1
11	Includes: BUSHING	58007	1
12	WASHER - thrust	58413	1
13	SCREW - socket hd., 10-32 x 3/8	80878	1
14	BEARING - overrunning	58480-A	1
15	NUT - hex, 7/16-20	81191	1
16	WASHER - lock, 7/16	83019	1
17	RACE - inner	58268	1
18	HOUSING - fan	59094-1	1
19	SCREEN - rotary	58011	1
20	PIN - dowel	58429	1
21	ROTOR	57568-B	1
22	CLAMP - dust cover	55980	1
23	COVER - dust	55979	1
24	GASKET - dust cover	55978-2	1
25	SCREW GROUP - condenser	57750	1
26	SCREW - fil. hd., 10-24 x 7/8	80660	2
27	WASHER - lock, #10	83046	3
28	CONDENSER - w/terminal	55987	1
29	SCREW - fil. hd., 10-24 x 1/2	80395	1
30	SCREW GROUP - point	57749	1
31	POINT SET	A-58165	1
32	Includes: WICK	55984	1
33	NUT - terminal	55982	1
34	TAB - ground	57733	1
35	WASHER - terminal	55983	1
36	LEAD - ground w/terminals	A-58321	1
37	KEY - rotor	75079	1
38	BOX - breaker w/core	57744	1
39	COIL - w/ground terminal	55986-A	1
40	LEAD - high tension	58352	1
41	SCREW - hex hd., 10-24 x 3/8	80869	3
42	SLEEVE	55290	1
43	CLAMP - lead	50014	1
44	GROMMET	60929	1
45	TERMINAL - spark plug	A-55373-A	1
46	CYLINDER SHIELD	A-59919-1	1
47	SEAL - breaker box	56292-A	1

No.	Description	Part No.	Qty.
48	CRANKCASE - w/pins	A-63073-A1	1
49	Includes: STUD	55871	4
50	SEAL	58305-A	1
51	BRACKET - handle bar	/59635	1
52	SCREW - hex, 12-24 x 7/8	/80891	1
53	CAP - tank	A-59956	1
54	Includes: VALVE - relief	58865	1
	GASKET	58957	1
56	COVER - tank	*58173-1	1
56A	COVER - tank	/58687	1
57	SCREW - rd., #6 x 1/2	80513	as req'd.
58	FILTER ASSEMBLY	A-59251	1
59	Includes: FILTER	59253	1
60	LINE - flexible	55805	1
61	TANK - fuel	*58172-A1	1
61A	TANK - fuel w/screen	/A-63309	1
62	FITTING - fuel outlet	*58364	1
62A	FITTING - fuel	/63132	1
63	GASKET	/63175-1	1
64	"O" RING	/80254	1
65	RING - retaining	58319-A	1
66	BEARING - ball	58190-S	1
67	WASHER - lock	83061	2
68	SCREW - bearing retainer	19238-3	2
69	CRANKSHAFT	*A-59942	1
	CRANKSHAFT	/A-63102	1
70	ROLLERS - set of 31	AA-72206	1
71	GASKET ①	63356	1
72	CONNECTING ROD	A-59945	1
73	Includes: SCREW	80345	2
74	BEARING - needle	59606	1
75	PISTON & PIN	A-63071	1
76	Includes: RING - retaining	56290	2
77	RING - piston	56291	2
78	EXCHANGER - heat (optional)	63103	1
79	SCREW - hex hd., 12-24 x 3/8	80837	2
80	CAP - muffler	A-59963	1
81	STUD - muffler ②	59982-A	1
82	BAFFLE - muffler	59975-A	1
83	BODY - muffler ③	A-59927-B	1
84	SPARK PLUG	71530-S	1
85	Includes: GASKET	25038	1
86	CYLINDER - 2 3/16 bore ④	58175-C	1
87	NUT - hex, 1/4-28	81065-2	4
88	WASHER - lock, 1/4	83009	4
89	GASKET - cylinder	58292	1
90	SCREW - hex, 1/4-20 x 5/8 ⑤	80581	1

*XP-1000 models only.
/XP-1100 models only.

- ① GASKET #63356 supersedes "O" Ring.
- ② STUD #59982-A (1/4-20 thrd.) supersedes stud with 12/24 threads, see ④.
- ③ BODY #A-59927-B has third hole for tapped boss in latest cylinder, see ④. #A-59927-A Body still required for cylinders with 2 mounting holes.
- ④ CYLINDER #58175-C has 3 muffler mounting holes (1/4-20); supersedes #58175-B with 2 holes (1/4-20), and #58175-A with 2 holes (12-24). Two 12-24 holes must be tapped out to 1/4-20 if new studs are used, see ②.

HOMELITE
XP 1000

CHAIN SAWS

HOMELITE
XP 1100

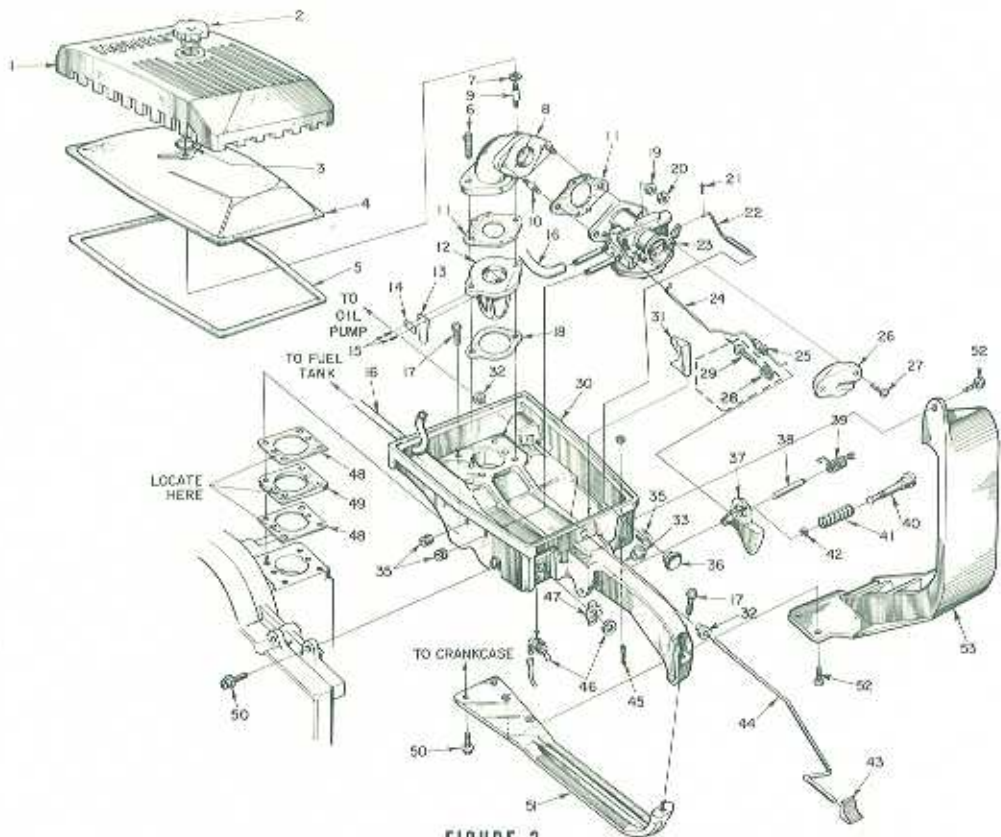


FIGURE 3

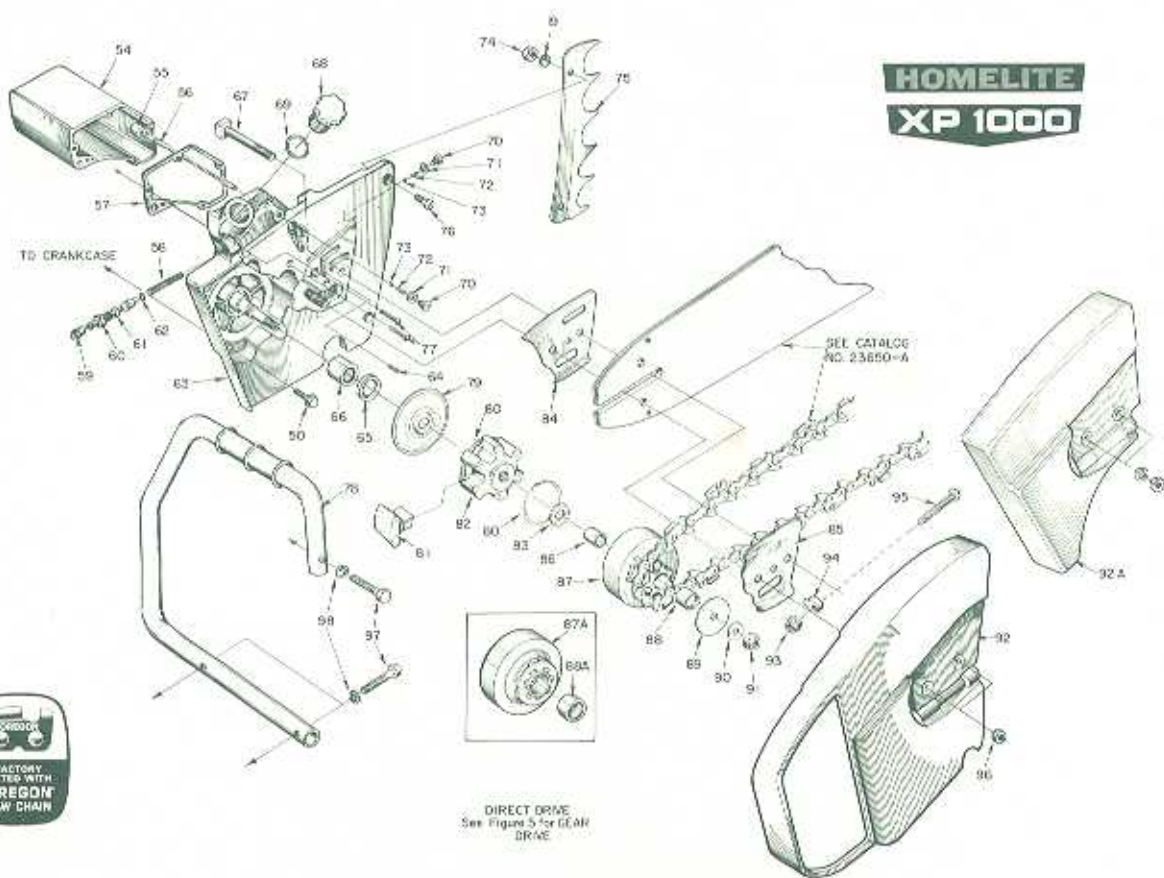


FIGURE 4



ALWAYS FURNISH MODEL AND SERIAL NUMBER WHEN ORDERING PARTS.

No.	Description	Part No.	Qty.	No.	Description	Part No.	Qty.
1	COVER - air filter	59230-1	1	61	Includes: "O" RING - shaft	59974	1
2	NUT - cover	A-59229	1	62	"O" RING - plunger	74388	1
3	RING - retaining	58319-A	1	63	DRIVECASE	A-59493-A1	1
4	ELEMENT - air filter	58188	1	64	Includes: PLUG ③	59621	1
5	GASKET - filter	58350	1	65	SEAL	56256	1
6	SCREW - hex, 1/4-20 x 1-1/2	50832	2	66	BEARING - needle	63943	1
7	GASKET - stud	58392	1	67	BOLT - guide bar	58334	2
8	MANIFOLD - intake	58183-B	1	68	CAP - oil filler ④	A-58399-A	1
9	STUD - cover	58361	1		w/Bow Guide	A-56580-1	1
10	STUD - carburetor	27464	2	69	Includes: GASKET	56607	1
11	GASKET - carburetor	55553-3	2	70	CAP - check valve	58339	2
12	SEAT - reed valve	59627	1	71	GASKET	58338	2
13	REED	59628	4	72	SPRING - check valve	59022	2
14	CLAMP - reed	59629	4	73	BALL - check	35527	2
15	SCREW - pan, 4-40 x 3/16	80658	8	74	NUT - hex, 1/4-20	81053	2
16	LINE - fuel	55680	1	75	BUMPER - spiked	58396	1
17	SCREW - hex, 12-24 x 1	80864	5		Optional Bumper ⑤	59975	1
18	GASKET	58946	1	76	SCREW - flat, 1/4-20 x 3/4	80053	2
19	WASHER - lock, 1/4	83003	4	77	SCREW - rd., #6 x 3/4	80790	5
20	NUT - hex, 1/4-20	81013-1	2	78	HANDLE BAR - flush cut	A-58379-2	1
21	PIN - cotter, 1/32 x 1/2	86324	1		Optional: Wrap around (std.)	A-58398	1
22	ROD - choke	A-58354	1		Optional: Wrap around (special)	A-59922	1
23	CARBURETOR ①	A-59928-A	1	79	COVER - clutch	56101-A	1
24	ROD - throttle	59338	1	80	SPRING - clutch	55123-C	2
25	BOOT - rod	58348	1	81	SHOE - clutch	55976-1A	6
26	DEFLECTOR - carburetor	58637	1	82	SPIDER - clutch	58546-1	1
27	SCREW - pan, 10-32 x 1/2	80625	2	83	WASHER - thrust	55660-1	1
28	SPRING - adjusting screw	59319	1	84	PLATE - guide bar (inner)	56871-A	1
29	SCREW - idle adjusting (external)	59310	1	85	PLATE - guide bar (outer)	56872-B	1
30	HANDLE - throttle	A-59496-1	1	86	RACE - inner	55661	1
31	Includes: STOP - rod	58939	1	87	SPIROCKET & DRUM ⑦		
32	BUSHING - rod	58929	2		Open Type - 7 tooth, .404 pitch	A-57344	1
33	BUSHING - lock pin	39064	1		6 tooth, 1/2" pitch	A-56019	1
	FELT	63250	1		7 tooth, 7/16" pitch	A-56377	1
34	PLUG - screw	71505	1		8 tooth, 3/8" pitch	A-58923	1
35	GROMMET	58362	3	88	Includes: BEARING - needle	55664	1
36	BUTTON - rod	57289-1	1	87A	SPIROCKET & DRUM ⑦		
37	TRIGGER - throttle	58181-A	1		Rim Type - 7 tooth, 7/16" pitch	A-57363-A	1
38	SHAFT - trigger	58353	1	88A	Includes: BEARING - needle	77403	1
39	SPRING - throttle	58352-A	1		New "Splined" Type - not shown ⑧		
40	PIN - throttle lock	58404	1		DRUM & HUB - sprocket (see below)	A-63289	1
41	SPRING - lock	58405	1		Includes: BEARING - needle	55664	1
42	RING - retaining	58409	1		SPIROCKET - splined		
43	BUTTON - oil rod	58357	1		Rim Type - 7 tooth, .404 pitch	63285	1
44	ROD - oil pump	58356-A	1		7 tooth, 1/2" pitch	63287	1
45	PIN - cotter, 1/16 x 1/2	86301	2		7 tooth, 3/8" pitch	63284	1
46	SWITCH - toggle w/nut	A-57650-3	1	89	WASHER - thrust	55163-1	1
47	PLATE - "ON-OFF"	72085-A	1	90	WASHER - flat, 3/5	84010-1	1
48	GASKET - spacer	58343	2	91	NUT - hex, 3/8-24	51132	1
49	SPACER	58391	1	92A	COVER - drivecase ③	A-58683	1
50	SCREW - hex, 12-24 x 3/4	80967	8	92A	COVER - drivecase	A-58378-1	1
51	BRACE - throttle handle ②	58185-A1	1	93	Includes: NUT - 5/16-18	51123	1
52	SCREW - hex, 12-24 x 5/8	80676	2	94	PIN - adjusting	55613	1
53	SHIELD - muffler ②	63450	1	95	SCREW - pin	90617	1
54	RESERVOIR - oil	A-58341	1	96	NUT - hex, 3/8-16	81089-2	2
	Includes: Index #45			97	SCREW - hex, 5/16-18 x 1-1/2	80987	3
55	FILTER - oil	A-58828	1	98	WASHER - lock, 5/16	83003	3
56	LINE - oil filter	58340-B	1		Not Shown:		
57	GASKET - reservoir	58342	1		PLATE - guard (std.) ⑨	63389	1
58	SPRING - plunger	59293	1		PLATE - guard (A. O.) ⑩	63448	1
59	CONNECTOR - pump	58337-A	1				
60	PLUNGER - oil pump	A-57834-10	1				

- ① Refer to Carburetor Parts List #23887, use Gasket Set #58534, Parts Kit #58681.
- ② #58185-A1 Brace has 2 tapped holes for mounting #63450 SHIELD. #63450 SHIELD standard equipment on XP-1100 model. Can be used on XP-1000 if small drivecase cover (#A-58378-1), throttle handle with tapped hole (for mounting shield), and #58185-A1 brace are used.
- ③ #59621 PLUG, in drivecase channel, must be removed before AUTOMATIC OILER (accessory) can be installed.
- ④ BOW GUIDE requires #A-56580-1 slotted CAP.
- ⑤ #59975 Bumper required with special Handle Bar #A-59922.
- ⑥ #A-59922 Handle Bar requires #59975 Bumper, and other #63389 PLATE (for standard models), or #63449 PLATE (for automatic models).
- ⑦ Check type, and number of teeth before ordering sprocket. "SPLINED" Drum and Hub requires one of "splined" sprockets listed.
- ⑧ #A-58683 Cover now standard on XP-1000, smaller #A-58378-1 still available. See SHIELD ②.
- ⑨ #63389 PLATE used with special #A-59922 Handle Bar, and #59975 Bumper on standard XP-1000 with manual oiler. #63449 PLATE used with special #A-59922 Handle Bar, and #59975 Bumper on XP-1000 uses with automatic oiler.

ACCESSORY

#A-59671	AUTOMATIC OILER KIT - 7 tooth, .404 pitch (See ③)
#A-59682	AUTOMATIC OILER KIT - 7 tooth, 7/16" pitch (See ③)
#A-58281	AUTOMATIC OILER KIT - 6 tooth, 1/2" pitch (See ③)

(Instructions and parts list included with each kit.)

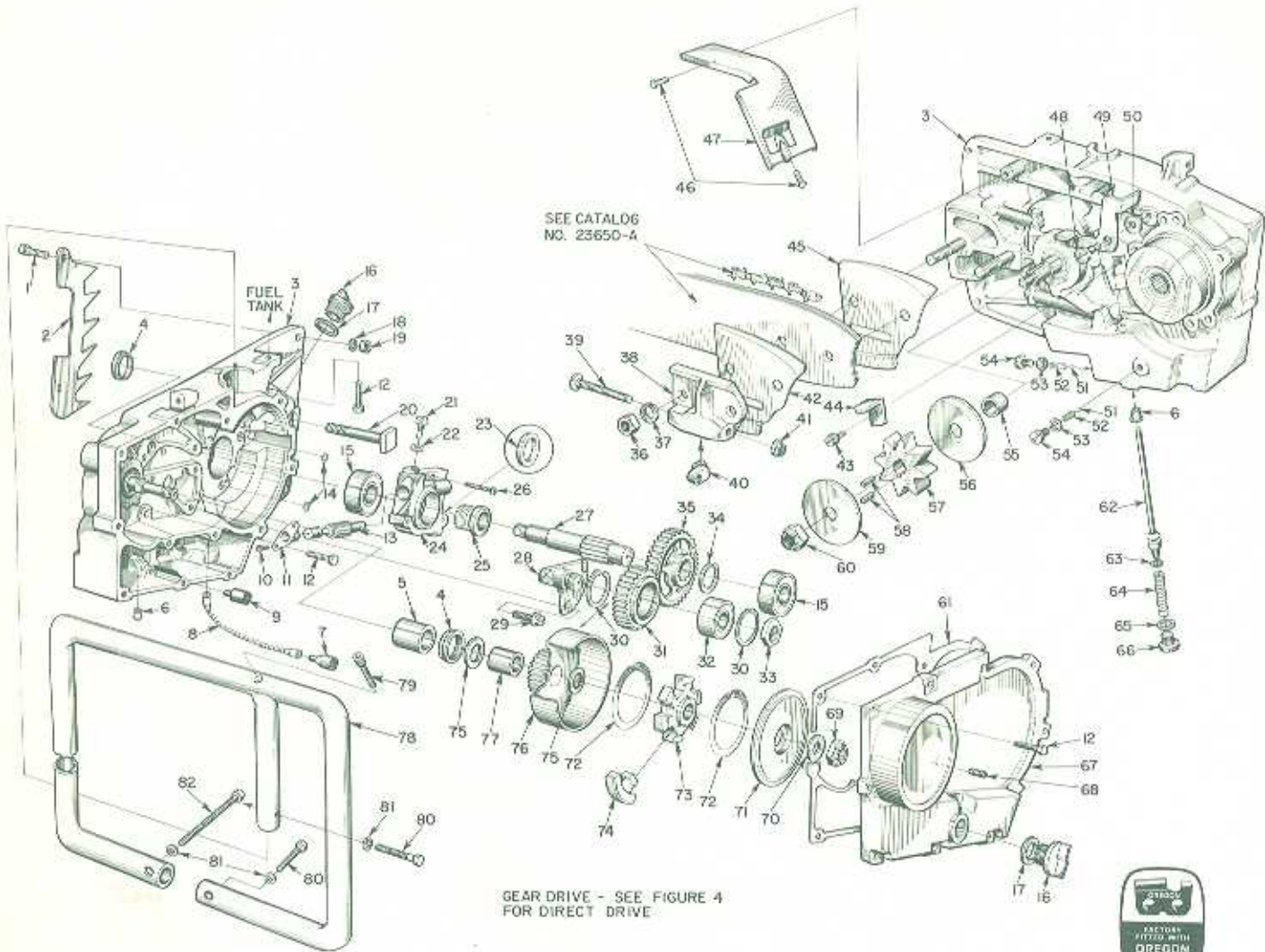


FIGURE 5

No.	Description	Part No.	Qty.	No.	Description	Part No.	Qty.
1	SCREW - hex, 1/4-20 x 3/4	80218-1	2	40	PIN	55552	1
	hex, 1/4-20 x 7/8	80181-3	2	41	NUT	81123	1
2	BUMPER - spiked (std.)	63138	1	42	PLATE - guide bar (outer)	56957-A	1
	Optional	63414	1	43	SCREW - hex, 10-24 x 3/8	80869	1
3	HOUSING - gear ¹	A-63398-A	1	44	BRACKET - rod	63110	1
4	Includes: SEAL	56256	2	45	PLATE - guide bar (inner)	56956	1
5	BEARING - needle	76167	1	46	SCREW - hex, 12-24 x 3/8	80837	2
6	BUSHING - rod	59064	1	47	GUARD - chain	A-63133-A	1
	PIN - cotter (not shown)	86391	1	48	SCREW	59591	1
	ELBOW (not shown)	58532	1	49	BELL CRANK	59592	1
7	FILTER - oil (AO)	A-58828	1	50	WASHER - thrust	63109	1
8	LINE - oil	59674	1	51	BALL - check	25527	2
9	FILTER - oil (manual)	A-63116	1	52	SPRING	59022	2
10	SCREW - pan, 4-40 x 1/4	80919	2	53	GASKET	58338	2
11	BEARING - flanged	58719	1	54	CAP - check valve	58339	2
12	SCREW - hex, 12-24 x 3/4	80867	18	55	SPACER - sprocket	59697	1
13	PLUNGER & GEAR	63083	1	56	WASHER - sprocket (inner)	56074	1
14	"O" RING	90872	2	57	SPROCKET - 8 tooth, 1/2" pitch	55593-3	1
15	BEARING - ball	65107-8	2		(optional) - 7 tooth, 9/16" pitch	74481-1	1
16	CAP - filler	A-56580	2	58	KEY - sprocket	56076-1A	2
17	Includes: GASKET	56607	2	59	WASHER - sprocket (outer)	56077	1
18	WASHER - lock, 1/4	83009	2	60	NUT - 1/2-20	81101	1
19	NUT - 1/4-20	81053	2	61	GASKET	63134	1
20	BOLT - guide bar	58334	2	62	PLUNGER	A-63112	1
21	SCREW - cam	59737	1	63	Includes: "O" RING	74388	1
22	GASKET	59736	1	64	SPRING	59293	1
23	SPACER ²	63431	1	65	WASHER	58138	1
24	HOUSING - oil pump	A-63086	1	66	CAP	63115	1
25	WORM - gear	63084	1	67	COVER - gear housing	59631	1
26	SCREW - hex, 8-32 x 7/8	80568	3	68	PLUG - pipe	28097	1
27	SHAFT - sprocket	59277-A	1	69	NUT - 3/8-24	81192	1
28	POST - idler gear ³	59259-1A	1	70	WASHER	55030	1
29	SCREW - shoulder, 1/4-20 ³	63407-1	3	71	COVER - clutch	58023	1
30	RING - retaining	28922	2	72	SPRING - clutch	55123-C	2
31	GEAR - idler	59250	1	73	SPIDER - clutch	58547-1	1
32	BEARING - ball	73325-8	1	74	SHOE - clutch	A-58028	6
33	NUT - idler gear	57768-A	1	75	WASHER - thrust	56132	2
34	RING - retaining	63105	1	76	DRUM - clutch w/gear	A-63123	1
35	GEAR - driven, ⁴			77	BEARING - sleeve	56603	1
	2:1 ratio, 42 teeth	59295-1	1	78	HANDLE BAR - wrap - around	A-63136	1
	Optional 2:1 ratio, 64 teeth	59276-1	1	79	Includes: SCREW	80308-2	1
36	NUT - 3/8-16	81089-2	2		HANDLE BAR-flush-cut (optional)	A-63570	1
37	WASHER - lock, 3/8	83018	2	80	SCREW - hex, 5/16-18 x 1 1/2	80057	2
	PLATE - adjusting	A-55591	1	81	WASHER - lock, 5/16	83003	3
38	Includes: PLATE	55551-B	1	82	SCREW - hex, 5/16-18 x 3 1/4	80698	1
39	SCREW	80617	1				

- ¹ #A-63398-A Housing has 3 holes (1/4-20) for mounting idler gear post, use 3 Shoulder Screws (#63407-1), and enlarge idler post mounting holes. Early housing, with 12-24 threads, may be tapped out to 1/4-20.
- ² Spacer (1/8" thick) required with short (11/16") worm installed in some units; do not use when longer (13/16") service replacement worm (#63084) is installed.
- ³ #59259-1A Idler gear post has mounting holes for Shoulder Screw #63407-1. Tapped holes in Housing must be 1/4-20. #63407-1 Shoulder Screw requires 1/4-20 tapped holes; supersedes #80869 screw (12-24).
- ⁴ Check number of teeth on driven gear before ordering. Position of idler post shown for 2:1 gear ratio, mount on other pad for 3:1 gear ratio.

TOOLS

Part No.	Description	Part No.	Description
22508	COMBINATION WRENCH	23876 (XP-1000)	TOOL - drivecase bearing
23574	PLUG - needle bearing (conn. rod)	23138 (XP-1000)	TOOL - clutch drum bearing
23528	WRENCH - socket screw (conn. rod)	23913 (XP-1100)	PLUG - ball bearing & seal
22828	PLIERS - snap ring (piston)	22750 (XP-1100)	TOOL - sprocket locking
AA-22560	REMOVER - rotor	23391-3 (XP-1100)	PLUG - needle bearing
23136	BODY - assembly		
22820-2	ADAPTER - main bearing		
A-23672	JACKSCREW		
23670	PLATE - shaft aligning	PAINT	
23233-1	PLUG - seal assembly	22771	SPRAY CAN - red
23671	PLUG - drivecase seal	23343	SPRAY CAN - green
23693	SLEEVE - shaft (drivecase)		
A-23696	REMOVER - spider		
23678	TOOL - starter bearing		
A-23679	REMOVER - bearing (starter)		
			REPLACEMENT DECAL #28742 composed of "DIRECT DRIVE", "GEAR DRIVE", "STARTING INSTRUCTIONS", and two "HOMELITE" (letters 1/2" and 1/4" high.)

**You'll
SPEED WORK
and make
MORE MONEY
with...**

HOMELITE

SELF-PRIMING PUMPS



DEPENDABLE GENERATORS



POWERFUL ONE-MAN CHAIN SAWS



ONE-MAN CONCRETE VIBRATORS



ELECTRIC BUILDER'S HAMMERS



Printed in United States of America

Part No. 23896-A

Supersedes #23875 (XP-1000)

#23896 (XP-1100)

HOMELITE

A **Textron** DIVISION

PORT CHESTER, N. Y.

Illustrated in **1958 SPECTRUM** and
prepared by PURNELL COMPANY, INC.
Boston, Mass.